















		Code Kod	Diameter (cm) Çap (cm)	Height (cm) Yükseklik (cm)	Contents (cm) Hacim (l)
	JUMBO STOCKPOT SUPPENTOPF DERİN SEBZE TENCERE	DSM2020	20	20,0	6,0
		DSM2424	24	24,0	10,5
		DSM2828	28	28,0	17,0
		DSM3029	30	29,0	20,0
		DSM3231	32	31,0	24,5
		DSM3635	36	35,0	35,5
		DSM4039	40	39,0	48,5
		DSM4443	44	43,0	65,0
	STOCKPOT GEMÜSETOPF SEBZE TENCERE	DSM4843	48	43,0	77,5
		DSM5049	50	49,0	96,0
		SM1614	16	14,0	2,7
		SM2017	20	17,0	5,0
		SM2419	24	19,5	8,0
		SM2823	28	23,0	14,0
		SM3024	30	24,0	16,5
		SM3226	32	26,0	20,5
	DEEP CASSEROLE FLEISCHTOPF DERİN TENCERE	SM3629	36	29,0	29,5
		SM4032	40	32,0	40,0
		SM4435	44	35,0	53,0
		DM1611	16	11,0	2,0
		DM1812	18	12,0	3,0
		DM2013	20	13,0	4,0
		DM2214	22	14,0	5,0
		DM2415	24	15,0	6,5
	SHALLOW CASSEROLE BRATENTOPF KISA TENCERE	DM2616	26	16,0	8,0
		DM2817	28	17,0	10,0
		DM3017	30	17,5	12,0
		DM3218	32	18,0	14,0
		DM3623	36	23,0	23,0
		DM4025	40	25,0	31,0
		DM4428	44	28,0	42,5
		DM4831	48	31,0	56,0
	STEWPAN NEIDER BRATENTOPF KUŞHANE	DM5030	50	30,0	58,0
		DM6035	60	35,0	98,0
		KM167	16	7,0	1,4
		KM188	18	8,0	2,0
		KM209	20	9,0	2,5
		KM229	22	9,5	3,5
		KM2410	24	10,5	4,5
		KM2611	26	11,0	5,5
		KM2812	28	12,0	7,0
		KM3012	30	12,5	8,5
		KM3213	32	13,0	10,0
		KM3614	36	14,0	14,0
		KM4016	40	16,0	20,0
		KM4420	44	20,0	30,0
		KM4823	48	23,0	41,5
		KM5020	50	20,0	39,0
		KM6025	60	25,0	70,0
		KUM266	26	6,5	3,0
		KUM287	28	7,0	4,0
		KUM307	30	7,5	5,0
		KUM327	32	7,5	6,0
		KUM368	36	8,0	8,0
		KUM408	40	8,0	10,0
		KUM4411	44	11,0	16,0
		KUM4812	48	12,5	22,0

		Code Kod	Diameter (cm) Çap (cm)	Height (cm) Yükseklik (cm)	Contents(l) Hacim (l)
	DEEP SAUCEPAN HOHE STIELKASSEROLE DERİN KASEROL	DKM1611	16	11,0	2,0
		DKM1812	18	12,0	3,0
		DKM2013	20	13,0	4,0
		DKM2214	22	14,0	5,0
		DKM2415	24	15,0	6,5
		*DKM2817	28	17,0	10,0
	SAUCEPAN STIELKASSEROLE KASEROL	KAM136	13	6,0	0,8
		KAM167	16	7,0	1,4
		KAM188	18	8,0	2,0
		KAM209	20	9,0	2,5
		KAM229	22	9,5	3,5
		KAM2410	24	10,5	4,5
	FRYING PAN BRATPFANNE TAVA	KAM2812	28	12,0	7,0
		** TM205	20	5,0	1,4
		** TM245	24	5,5	2,3
		TM265	26	5,5	2,7
		** TM285	28	5,5	3,2
		** TM326	32	6,5	4,9
		* TM366	36	6,5	6,0
		* TM407	40	7,0	8,0
		* TM447	44	7,0	10,0
		** STM166	16	6,0	0,9
		** STM186	18	6,5	1,3
		** STM207	20	7,0	1,8
	CONICAL SAUCEPAN SAUTEUSE SATÖZ	** STM247	24	7,5	2,8
	MILKPOT MILCHTOPF SÜTLÜK	SUM1515	15	15,0	2,0
		SUM1517	15	17,0	2,5
	OTHELLO LID OTHELLO DECKEL OTHELLO KAPAK	OKM..	16, 18, 20, 22, 24, 26, 28, 30, 32, 36, 40, 44, 48, 50, 60 cm		
	CATERING LID CATERING DECKEL KATERİNG KAPAK	CKM..	16, 18, 20, 22, 24, 28, 32, 36, 40, 44, 48 cm		
	FOOD CARRYING CONTAINER ESSEN CONTAINERUMSCHLAG YEMEK TAŞIMA KABI	YTKM2428	24	28,0	12,0
		YTKM3029	30	29,0	20,0
		YTKM3635	36	35,0	35,5
		YTKM4039	40	39,0	48,5
<p>* With Counter Handle / Mit Kontergriff / Karşıt Saplı</p> <p>** With Non-Stick and Granite Options / Mit Antihaf und Granit Optionen / Yapışmaz ve Granit Seçenekleri ile</p>					

\* With Counter Handle / Mit Kontergriff / Karşıt Saplı  
\*\* With Non-Stick and Granite Options / Mit Antihalt und Granit Optionen /  
Yapışmaz ve Granit Seçenekleri ile



Manufacturing Plant / Produktionsanlage / Fabrika



**MEGA** MADENİ EV GEREÇLERİ  
**TEKSTİL SAN. ve TİC. A.Ş.** **BOZTEPE®**

ADRES : Eskihisar Mah. Pamukkale Bul. No: 46/1  
20020 - Merkezefendi / DENİZLİ / TURKEY  
TEL : +90 258 251 69 90 (pbx)

[www.boztepe.com](http://www.boztepe.com) / [info@boztepe.com](mailto:info@boztepe.com)

 [boztepeofficial](https://www.instagram.com/boztepeofficial)  +90 507 951 00 07



**BOZTEPE®**

**INDUSTRIAL  
COOKWARE**

Over 40 Years of  
Experience

[www.boztepe.com](http://www.boztepe.com)



# MEGA

## OTHELLO SERIE

**OTHELLO** is a totally 18 / 10 stainless steel line.  
Mirror finish, Satin or Semi - Satin finish.  
Sandwich thermo bottom.  
(Stainless Steel - Aluminum - Stainless Steel)  
Suitable for all types of stoves;  
Electric, gas, ceramic, halogen and induction.

Beim **OTHELLO** Line handelt es sich um eine Linie, die vollständig aus Inox - Edelstahl 18 / 10 hergestellt ist.  
Kann Hochglanz, Semimatt oder, Seidenmatt poliert werden.  
Der dreifach aufgebaute Topfboden (Edelstahl - Aluminium - Edelstahl)  
Handgerecht geformte griffe aus 18 / 10 Edelstahl. Eignet sich zum Professionellen gebrauch sehr gut.  
Für alle Herdarten geeignet:  
Elektro , Gas , Glaskeramik, Halogen und Induktion.

**BOZTEPE®**



**OTHELLO** serisi tencereler, tamamen 18 / 10 Krom Nikel paslanmaz çelikten oluşmaktadır. Parlak, Mat ve Semi Mat olmak üzere üç seri mevcuttur.  
Üç katlı sandviç taban (Paslanmaz - Alüminyum - Paslanmaz)  
Ergonomik tasarlanmış tamamen 18 / 10 Krom Nikel paslanmaz çelikten saplar. Profesyonel kullanım için idealdir.  
İndüksiyon ocakları dahil, tüm ocaklarda kullanıma uygundur.

Suitable for all types of stoves: electric, gas, ceramic, halogen and induction.

Für alle Herdarten geeignet: elektro, gas, glaskeramik, halogen und induktion.

İndüksiyon ocakları dahil, tüm ocaklarda kullanıma uygundur.



[www.boztepe.com](http://www.boztepe.com)